



Class2Talk



Autumn ii - 2019

Class2Talk is an information sheet to help keep you informed of what we are doing in Class 2 - to enable you to support us, in supporting your child. This letter will be posted on our class web page where you will be able to click on the links and you will be taken directly to the mentioned sites. Just look for the Class2Talk icon.

As the year progresses we encourage the children to be more independent, please help us by reminding your child to look in their book bags and to hand letters/dinner slips/books into the class teacher when appropriate. As they enter the class in the morning we ask them to get these things out. We also try and encourage them to change their own reading books if they have finished them ready for a member of staff to write them in their reading record.

Theme - Jolly Journeys thenChristmas



We will be thinking about journeys, starting with animals that migrate. This will then move onto different modes of transport around the world. We will look at the history of flight as well as where flights might take us - linking to the different continents. (Please see curriculum map at the end of this newsletter).



We will also be doing lots of preparation for the KS1 nativity - The Nativity! More information to follow.


English

This half term, we will be looking at some non-fiction books that link with our topic as well as some firework poetry and books to inspire letter writing. Within writing we will be working on correctly punctuated sentences, finger spaces, checking work so that it makes sense and checking the spellings.

Maths

The children will be working on a wide variety of mathematical concepts this half term, these will include:

- Sequencing and counting
- Money
- Measuring
- 2D and 3D shapes
- Addition and subtraction
- Simple fractions





Reading Tips

1. Find a comfy place to sit and ensure you can both see the book. (It doesn't have to be a book, it might be the words to some Christmas carols!)
2. Talk a little bit about the book- have they read any of it before? What happened? If not, look at the cover and discuss what you notice.
3. Allow your child to start reading when ready.
4. Try not to interrupt them if they make a mistake; allow them time to spot their own mistake and correct. (It probably won't make sense).
5. If they don't self-correct, ask them to take a look at that bit again and re-read. Provide a prompt if needed.
6. Listen out for the following:

Expression - Do they vary how it sounds depending upon what the words are and who is speaking?

Word Recognition - How quickly can they recognise and read the words on the page?

Rhythm/Phrasing - How do they group the words they are reading? Single word (robotic) or in groups of 2 or 3, fluent sentences?

Smoothness - Does the reading flow well and include the use of punctuation? Ensure the sentences don't all run into one.




Tired Readers

Read to them

Take Turns

Echo reading, you read and then they read it back to you.

3 of the best ...

	www.oxfordowl.co.uk	Phonics, Maths and English
 Inspiring a love of books	www.booktrust.org.uk/books/children/	Reading
 MyMaths	www.mymaths.co.uk	Username: barnham Password: square285 Individual passwords on letter.

Reading


The class teachers will hear your child read every 2 weeks. This allows us to spend quality time with each child so that we are able to monitor and assess your child's reading. Throughout the week there will of course be many opportunities for your child to read. We are very fortunate to have Mrs.Hornby in Class 2 this year; we will all work together to ensure that your child is heard read on a regular basis.

Homework

Homework will consist of your child reading to you every day. Just hearing your child for 5 minutes each day can have a tremendous impact on their learning.

Mrs Wakeman will work on spellings with your child, these will be checked on a Friday, unless otherwise stated.

Each child also has a purple homework book with suggested/optional activities to complete over the next few weeks, it does not need to be returned until the 6th December.



Date	Day	Focus
15th November	Friday	KS1 & 2 Disco Bag To School
28th November	Thursday	PATHS parent session - 2.30-3.30 school hall
29th November	Friday	Art Curriculum Day
4th & 5th December	Wednesday and Thursday	KS1 Nativity Performance 2pm
6th December	Friday	FOBBS Festive Afternoon 2-3.30
11th December	Wednesday	Church Service 11am (all welcome) & Christmas Lunch (children only)
16th December	Monday	Fobbs in Hall - wreath making
18th December	Wednesday	End of term

[NORFOLK CALENDAR](#) - click to download

Whatever you do this half term have fun!

We hope this information has been useful. If you need to speak to us about your child please come and see us.


*Yasmeen Wakeman &
Helen Sivyer*

Norfolk County Council **2019-2020** Norfolk Model Calendar

This calendar applies to community schools, community special schools, VC schools and nursery schools and sets the days on which school transport will be provided. While most Foundation, VA, foundation special, free schools and academy trusts who are able to set their own dates, adopt the Norfolk Model, we advise you to check with your child's school before making holiday or other commitments.

Key: White dates - schools open to pupils
Yellow dates - pupil holiday
Red dates - bank holiday

Five staff training days will be selected from yellow dates, we suggest 2 & 3 September, 19 December, 2 April and 22 July. Some may choose to use twilight hours for staff training instead of some or all of these days.

<p><u>History</u> History of Flight</p>	<p><u>RE</u> Why does Christmas matter to Christians? Nativity</p>	<p><u>PE</u> High Five (like netball/handball) Football - Mr D</p>	<p><u>Geography</u> Use aerial photographs and plan perspectives to recognise landmarks and basic human features. Link to roads and rivers (cars and boats).</p>
<p><u>English</u> Daily phonics and Handwriting Stories with predictable phrasing Labels, list and captions</p>	 Curriculum Overview Autumn ii 2019		<p><u>Mathematics</u> Time Counting and place value Number patterns - counting in 2's,5's and 10's Measures and weight</p>
<p><u>Science</u> Wheels and motion Simple tests involving cars and slopes Materials Seasonal changes</p>	<p>Jolly Journeys</p> <p>Class 2 Years 1 & 2 Mrs Sivyer & Mrs Wakeman</p>		<p><u>Computing</u> Basic Computer skills My Maths</p>
<p><u>SMSC</u> British values Good Manners</p>	<p><u>Art & Design</u> Repeating patterns, wheels & circles Make a Cotton reel plane, with rubber band propeller/Hot air balloon, <i>build structures, exploring how they can be made stronger, stiffer and more stable</i> Autumn pictures - focus on the work of Andy Goldsworthy Making Christmas cards</p>	<p><u>Music</u> Songs for the nativity</p>	<p><u>PSHE</u> Being a Team - listening, being kind, bullying and teasing Introducing PATHS</p>